

# Advanced Sclerotherapy Seminar

[www.CopaVin.com](http://www.CopaVin.com)



## CopaVin Medical Training




# Advanced Sclerotherapy Seminar



**Save in all the traveling Expenses**

**Take it with you, See it Over and Over**



Now in a Flash Drive

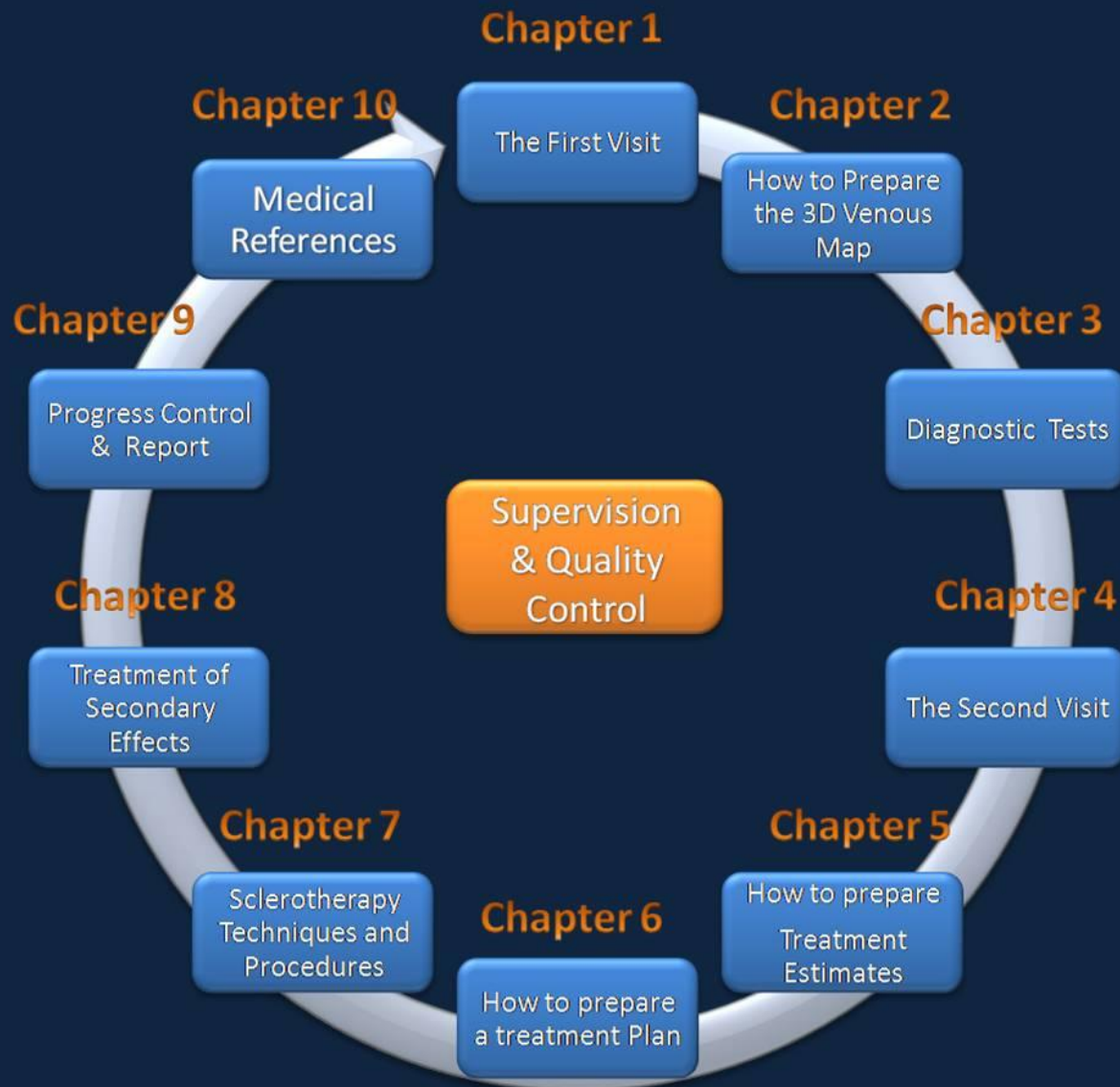
## **Total Package For Only \$975**

- 1.- The Sclerotherapy Manual
- 2.- The Conference PPT
- 3.- Hands ON Videos
- 4.- Medical Forms & Marketing

# Advanced Sclerotherapy Training Seminars



# The Content of this Course is

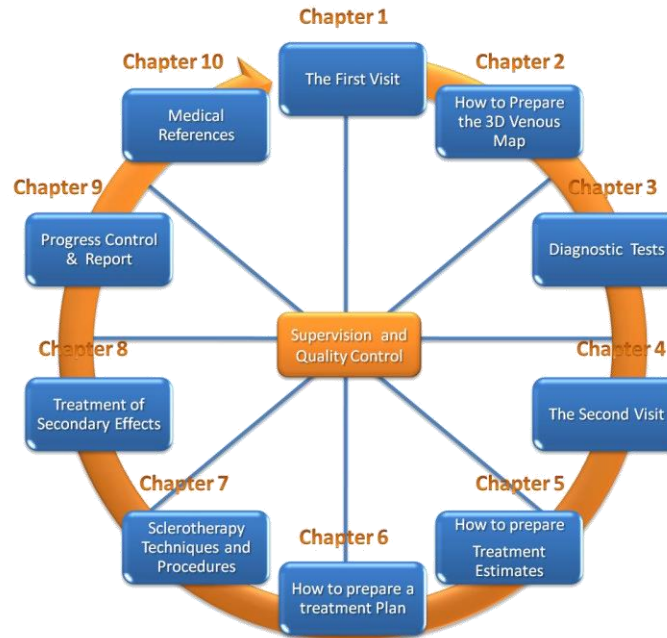




# Advanced Sclerotherapy Seminar Certification Program



Dr Cynthia Marzouka-Losito



**Comprehensive Sclerotherapy Training** , Dr. Marzouka-Losito explains in detail all the medical element you need to know when treating a PVD patient, from differential diagnosis, how to prepare a treatment plan , how to treat and avoid complication, to the 22 injection techniques, for more info go to [www.CopaVin.com](http://www.CopaVin.com)



CopaVin Medical Training

# Advanced Sclerotherapy Seminar

## Certification Program



Dr R. Mendoza



## Management, Business & Legal Side of Sclerotherapy ,

Dr Mendoza, explains in the course all the business element that your Medical Office should implement , in order to be successful for more info go to [www.CopaVin.com](http://www.CopaVin.com)



# Advanced Sclerotherapy Seminar

Each Medical Training Station is Prepared for Sclerotherapy

Classroom where Sclerotherapy Hands On Training takes place, Place at Barry University, Miami FL, USA



# Hands On Demonstration

## Part 1:

Students break up into small groups to observe a live sclerotherapy being conducted. The Instructors explain the injection techniques taught in the conference.

## Part 2:

Students have the opportunity to implement the techniques on his/her practice patient directly under the supervision of the assigned instructor.



The Instructors are Crown Medical Dr that practice Sclerotherapy on a daily bases, transmitting the experience and techniques used





***Every element you need  
to be successful in  
Sclerotherapy***



**Sclerotherapy Manual**



**Complete Conference**



**Hands on Videos of Sclero**



**All Control Forms Needed**





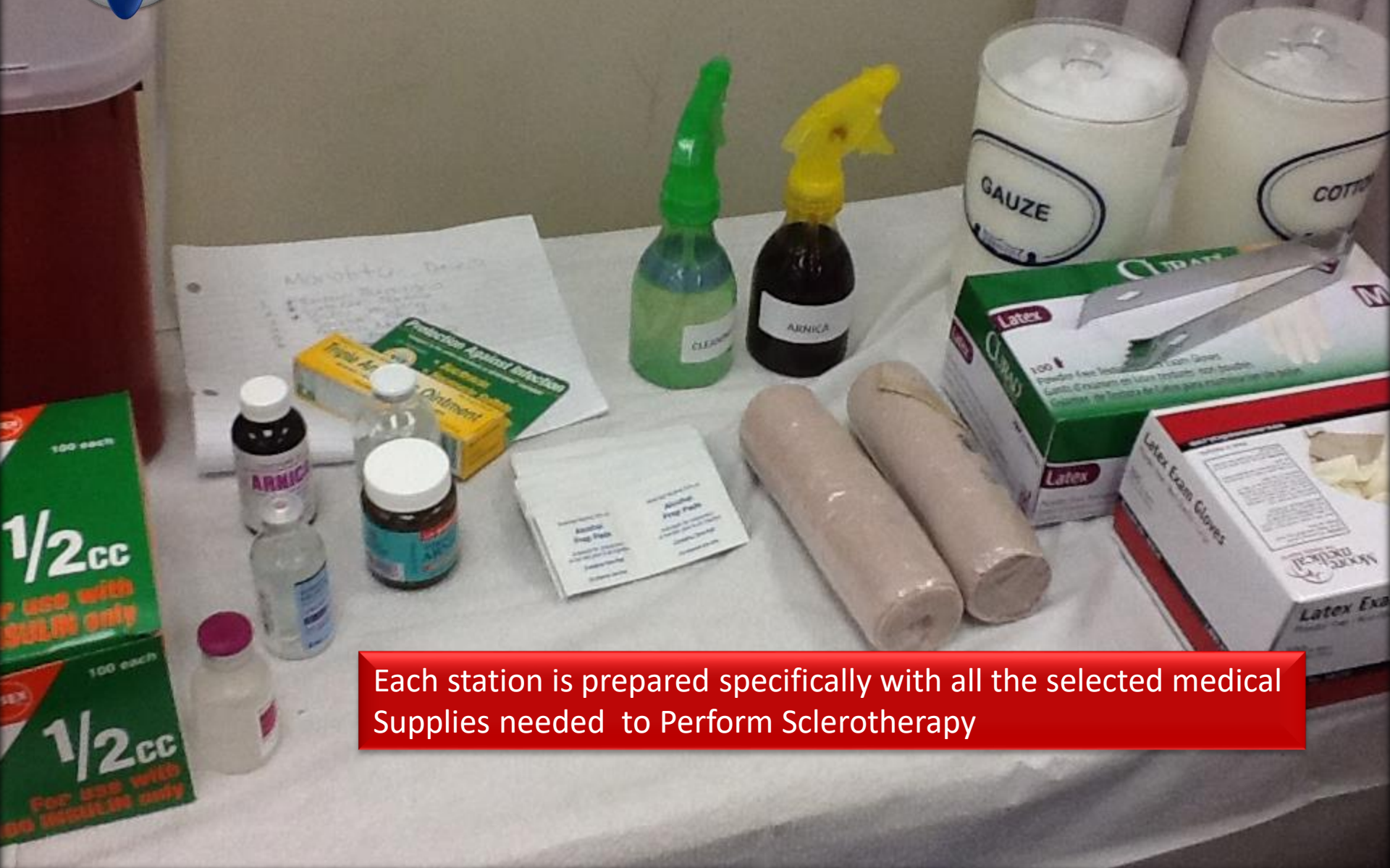
# Advanced Sclerotherapy Seminar



Each student can practice Sclerotherapy , in the Hands On Training. Where the 22 injection techniques are demonstrated



# Advanced Sclerotherapy Seminar



Each station is prepared specifically with all the selected medical Supplies needed to Perform Sclerotherapy



**Sclerotherapy Manual** , which is a protocols of Sclerotherapy, since it follows the medical sequence of treatment , required in some states for implementation, This manual is also the Text Book used in the Certification Program, a 425 page manual with all the illustrations and forms needed for more info go to [www.CopaVin.com](http://www.CopaVin.com)



## SCLEROTHERAPY MANUAL FOR DOCTOR



### The Complete Sclerotherapy Cycle (A Protocol Manual )

More than a book it is a procedural manual, It is a Methodology or Medical Protocol in Sclerotherapy, It is practical and concise, It will guide you step by step, through the complete cycle of Sclerotherapy .

This methodology is based on the practical and objective experience of more than 29 years of many Doctors, therapists and administrators dedicated exclusively and entirely to the treatment of varicose veins, having treated thousands of patients of all nationalities and ethnicities in the U.S

[www.CopaVin.com](http://www.CopaVin.com)






# Hands On Demonstration



The class is divided into small groups where personal attention can be given,



Also all supplies for Sclerotherapy are included for the practice patient





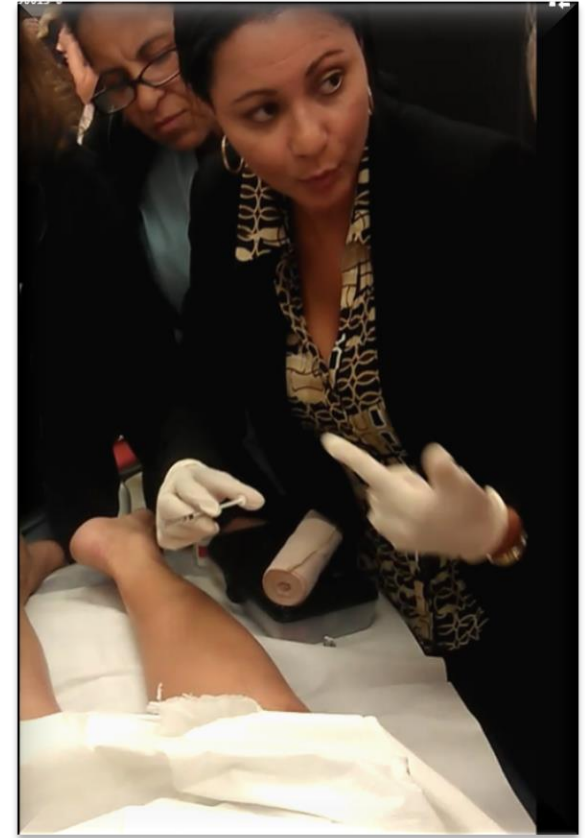
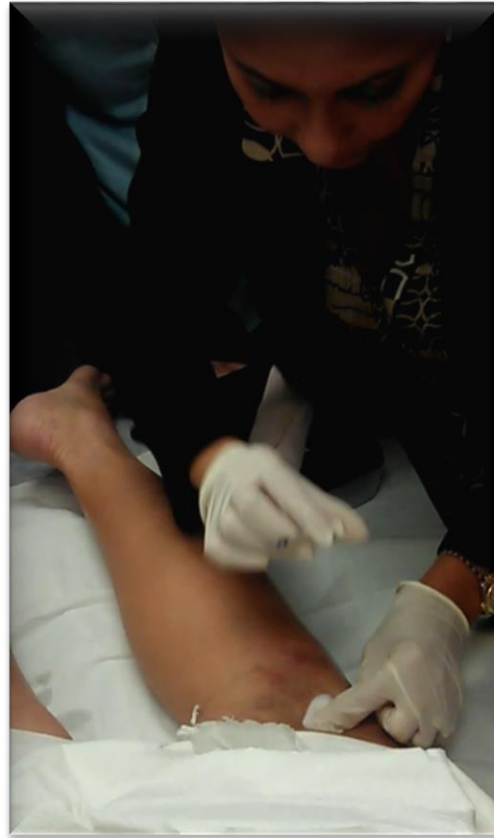
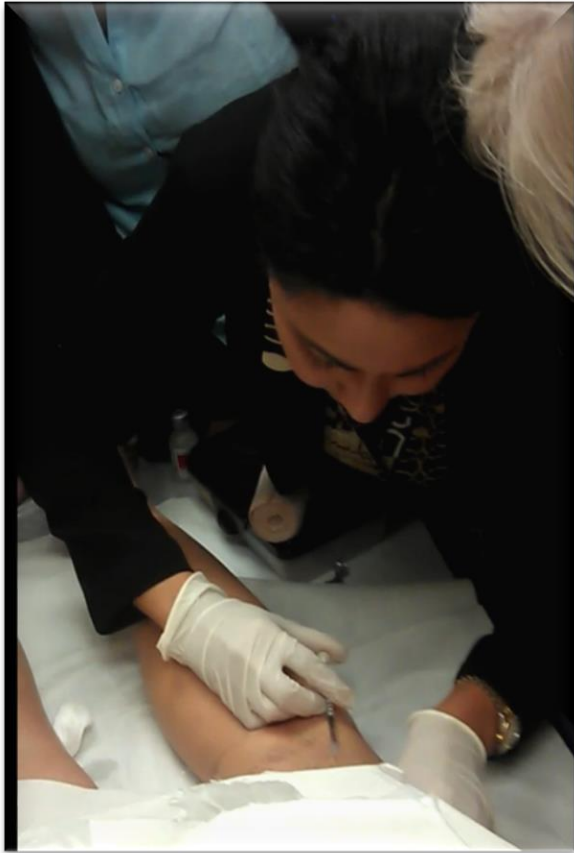
# The 22 Injection Techniques For Sclerotherapy



All the elements you need to implement  
Successfully Sclerotherapy in your practice



**CopaVin Medical Training**



Dr Cynthia Marzouka-Losito, after explains in detail all the factors to consider in the medical visit for PVD patient , then also gives the practical detail of the injection technique, in order for you to be able to obtain superb results when performing sclerotherapy.



# CopaVin Medical Training

Each of the 22 Injection techniques are explained in detail , by Crown Medical Dr, that performs Sclerotherapy every day



The Hands On Training classroom. at Barry University , Miami Fl, USA , where small private class are given , and the transition from the class theory, converts in to practical experience , when performing sclerotherapy





# CopaVin Medical Training

- ✓ Explaining what medication to use
- ✓ Which Concentration is appropriate
- ✓ What volume to use



Individual groups, where detailed and practical information is given  
Of every element you need to implement sclerotherapy in your office

- ✓ Practical Demonstration of the techniques
- ✓ Such as the ATT techniques
- ✓ The Seesaw Technique and others



## CopaVin Medical Training



Every element you need to implement a vein practice in your office



## Medical Supplies , Sclerotherapy Kit



## Medical Documentation

**CROWN MEDICAL**

All Forms you need in a Medical Office for "Sclerotherapy"

This book is the result of more than 25 years of practical experience, in the practice of Sclerotherapy through the USA.

It covers all the forms you need to correctly manage and control your practice, while protecting you and your employees. Knowing what, when and how to document your service is a paramount task. One which should not be improvised. But carefully planned.

**Sclerotherapy Billing**  
Crown Medical Centers  
Bird Road [ ] Miami Lakes [ ] Coral Springs [ ]

**Patient Information**  
Name: \_\_\_\_\_  
Address: \_\_\_\_\_  
City: \_\_\_\_\_ State: [ ] Zip: [ ]  
DOB: \_\_\_\_\_ Sex: [ ]

**Payment Type Information**  
Phone on Record: [ ] Drive License: [ ]  
Type of Pay: Cash [ ] Insurance: [ ]  
Insurance Card: [ ] Back: [ ]  
Insurance Name: \_\_\_\_\_  
Number: \_\_\_\_\_

**CPT Performed**  
Sclerotherapy R/L: [ ] Duplex  
Sclerotherapy LT: [ ] Duplex  
Sclerotherapy Right: [ ] Duplex

**ICD9 Performed**  
ICD9: [ ]  
ICD9: [ ]  
ICD9: [ ]  
ICD9: [ ]  
ICD9: [ ]

**Anterior View Diagram**

ZONE	Right	Left
6	E A I T A E	E A I T A E
5		
4		
3		
2		
1		

**Advance Beneficiary Notice of Noncoverage (ABN)**

What YOU NEED TO DO NOW:

Check only one box. We cannot receive the fee unless you:

1. Check only one box. We cannot receive the fee unless you:

2. Check only one box. We cannot receive the fee unless you:

3. Check only one box. We cannot receive the fee unless you:

4. Check only one box. We cannot receive the fee unless you:

5. Check only one box. We cannot receive the fee unless you:

6. Check only one box. We cannot receive the fee unless you:

7. Check only one box. We cannot receive the fee unless you:

8. Check only one box. We cannot receive the fee unless you:

9. Check only one box. We cannot receive the fee unless you:

10. Check only one box. We cannot receive the fee unless you:

11. Check only one box. We cannot receive the fee unless you:

12. Check only one box. We cannot receive the fee unless you:

13. Check only one box. We cannot receive the fee unless you:

14. Check only one box. We cannot receive the fee unless you:

15. Check only one box. We cannot receive the fee unless you:

16. Check only one box. We cannot receive the fee unless you:

17. Check only one box. We cannot receive the fee unless you:

18. Check only one box. We cannot receive the fee unless you:

19. Check only one box. We cannot receive the fee unless you:

20. Check only one box. We cannot receive the fee unless you:

21. Check only one box. We cannot receive the fee unless you:

22. Check only one box. We cannot receive the fee unless you:

23. Check only one box. We cannot receive the fee unless you:

24. Check only one box. We cannot receive the fee unless you:

25. Check only one box. We cannot receive the fee unless you:

26. Check only one box. We cannot receive the fee unless you:

27. Check only one box. We cannot receive the fee unless you:

28. Check only one box. We cannot receive the fee unless you:

29. Check only one box. We cannot receive the fee unless you:

30. Check only one box. We cannot receive the fee unless you:

31. Check only one box. We cannot receive the fee unless you:

32. Check only one box. We cannot receive the fee unless you:

33. Check only one box. We cannot receive the fee unless you:

34. Check only one box. We cannot receive the fee unless you:

35. Check only one box. We cannot receive the fee unless you:

36. Check only one box. We cannot receive the fee unless you:

37. Check only one box. We cannot receive the fee unless you:

38. Check only one box. We cannot receive the fee unless you:

39. Check only one box. We cannot receive the fee unless you:

40. Check only one box. We cannot receive the fee unless you:

41. Check only one box. We cannot receive the fee unless you:

42. Check only one box. We cannot receive the fee unless you:

43. Check only one box. We cannot receive the fee unless you:

44. Check only one box. We cannot receive the fee unless you:

45. Check only one box. We cannot receive the fee unless you:

46. Check only one box. We cannot receive the fee unless you:

47. Check only one box. We cannot receive the fee unless you:

48. Check only one box. We cannot receive the fee unless you:

49. Check only one box. We cannot receive the fee unless you:

50. Check only one box. We cannot receive the fee unless you:

51. Check only one box. We cannot receive the fee unless you:

52. Check only one box. We cannot receive the fee unless you:

53. Check only one box. We cannot receive the fee unless you:

54. Check only one box. We cannot receive the fee unless you:

55. Check only one box. We cannot receive the fee unless you:

56. Check only one box. We cannot receive the fee unless you:

57. Check only one box. We cannot receive the fee unless you:

58. Check only one box. We cannot receive the fee unless you:

59. Check only one box. We cannot receive the fee unless you:

60. Check only one box. We cannot receive the fee unless you:

61. Check only one box. We cannot receive the fee unless you:

62. Check only one box. We cannot receive the fee unless you:

63. Check only one box. We cannot receive the fee unless you:

64. Check only one box. We cannot receive the fee unless you:

65. Check only one box. We cannot receive the fee unless you:

66. Check only one box. We cannot receive the fee unless you:

67. Check only one box. We cannot receive the fee unless you:

68. Check only one box. We cannot receive the fee unless you:

69. Check only one box. We cannot receive the fee unless you:

70. Check only one box. We cannot receive the fee unless you:

71. Check only one box. We cannot receive the fee unless you:

72. Check only one box. We cannot receive the fee unless you:

73. Check only one box. We cannot receive the fee unless you:

74. Check only one box. We cannot receive the fee unless you:

75. Check only one box. We cannot receive the fee unless you:

76. Check only one box. We cannot receive the fee unless you:

77. Check only one box. We cannot receive the fee unless you:

78. Check only one box. We cannot receive the fee unless you:

79. Check only one box. We cannot receive the fee unless you:

80. Check only one box. We cannot receive the fee unless you:

81. Check only one box. We cannot receive the fee unless you:

82. Check only one box. We cannot receive the fee unless you:

83. Check only one box. We cannot receive the fee unless you:

84. Check only one box. We cannot receive the fee unless you:

85. Check only one box. We cannot receive the fee unless you:

86. Check only one box. We cannot receive the fee unless you:

87. Check only one box. We cannot receive the fee unless you:

88. Check only one box. We cannot receive the fee unless you:

89. Check only one box. We cannot receive the fee unless you:

90. Check only one box. We cannot receive the fee unless you:

91. Check only one box. We cannot receive the fee unless you:

92. Check only one box. We cannot receive the fee unless you:

93. Check only one box. We cannot receive the fee unless you:

94. Check only one box. We cannot receive the fee unless you:

95. Check only one box. We cannot receive the fee unless you:

96. Check only one box. We cannot receive the fee unless you:

97. Check only one box. We cannot receive the fee unless you:

98. Check only one box. We cannot receive the fee unless you:

99. Check only one box. We cannot receive the fee unless you:

100. Check only one box. We cannot receive the fee unless you:

# SAMPLE OF A COURSE CONTENT

## Sclerotherapy Training Seminar

Presented by Barry University and Crown Medical

### Program Agenda

Time	Activity
8:30-9:00 am	Registration and Continental Breakfast
9.00 - 9.10	Opening : Introduction of Speakers and Course Materials
9.10 - 10.30	<b>Section I : Medical Management of the Sclerotherapy patient</b>  1 <sup>st</sup> Medical Evaluation for Sclerotherapy, The 11 Steps <ul style="list-style-type: none"><li>• Indications,</li><li>• Clinical Manifestations</li><li>• Differences between Arterial / Venous pain</li><li>• Physical Examination</li><li>• Vein Mapping</li><li>• Vein Classification.</li><li>• Differential Diagnosis</li><li>• Vascular Testing Use</li><li>• Rule out Pathologies / avoiding problems</li><li>• Risk factors of Sclerotherapy</li></ul>
10:30-10.45	<b>Break</b>

**10.45- 12.00 Section II : 2<sup>nd</sup> Visit Medical Management of Sclerotherapy patient**

- 8 Steps of Developing a Treatment Plan
- Elements to include in a Treatment Plan
- Conditions that worsen varicose veins
- Contraindication Absolute / Relative
- Modality Treatment for Varicose Veins
- Therapeutic Goals for Sclerotherapy

**12:00-1:00 Break for Lunch**

**1.15 - 2.15 Section III : The 13 Steps of Sclerotherapy Process in the Office**

- Preparing the Sclerotherapy Room & Tray
- Review of Treatment Plan
- Informed Consent
- **Agents and Dosages,**
- Documentation Requirements
- Post Therapy Care Instructions of Your Patient

**2.15 - 3:00 Section IV : The 22 Injection Techniques in Sclerotherapy**

- Scissor Technique
- ATT Formation Technique
- Selecting the Syringe
- The Angle Technique
- Incorrect Pressure
- Avoiding Common Mistakes

**3:00 - 3:15 Break**

**3:15 - 3:45 Section V : Sclerotherapy Complications, Side Effects, and How To Avoid Them**

**3:45 - 4:30 Section VI : Financial Management for Sclerotherapy**

- Billing for Sclerotherapy,
- Terms and Conditions for Billing,
- Medicare LCD
- Requirements, Private Insurance
- ABN importance and legal ramifications
- Documentation Support

**4:30 - 5:30 Section VII : Hands-On Demonstration Technique of Sclerotherapy**

Live cases of Sclerotherapy

Closing of Seminar

**5:30 After Seminar**

Open Discussion on Technique of Sclerotherapy

Open

Presentation of Product and Services by Vendors

**Thank You for your participation**



What will you get

# Sclerotherapy Training Program

CopaVin Medical Training

● Sclerotherapy Manual (425 Pgs )  
Value of \$ 375.00

● PowerPoint's of all presentations  
Of the Advanced Sclerotherapy  
Training Program all Chapters  
Value of \$1,200

● Video of Hands On Techniques  
Classes Value of (\$275.00)

● Medical Forms Needed +  
Marketing Sample Ready to Use  
Value of ( \$150.00)

**Total Value of ( \$200 .00) ..... Only ( \$ 975.00 )**



Get every element you need to successful implement Sclerotherapy, Learn with those who perform Sclerotherapy every day



**CopaVin Medical Training**

# **Advanced Sclerotherapy Seminar**



**Save in all the traveling Expenses  
Take it with you, See it Over and Over**

**Total Package For Only \$975**








**CopaVin Medical Training**

# Advanced Sclerotherapy Seminar



**[To Order www.CopaVin.com](http://www.CopaVin.com)**

**Sclerotherapy Training  
Programs by CopaVin**

